
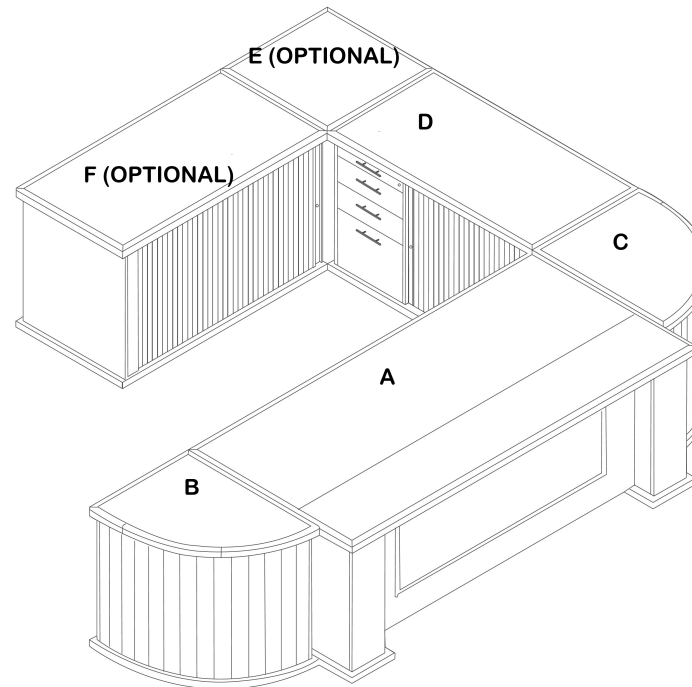




1. EXECUTIVE OFFICES

WALNUT VENEER TOP THICKNESS THROUGHOUT: 32mm TOP WITH 50mm SOLID EDGING




ITEM	DESCRIPTION	IMAGE	QTY	UNIT PRICE EXCL VAT	TOTAL
1	<p>A. DESK WITH HALF INLAY FINISH: WALNUT VENEER WITH MATT BLACK MELAMINE INLAY 2100mm(W) x 900mm(D) x 730mm(H)</p> <p>B. QUARTER LINK CURVED BASE (RHS/LHS) FINISH: WALNUT VENEER WITH MATT BLACK MELAMINE SIDE PANELS 800mm(W) x 650mm(D) x 730mm(H)</p> <p>C. QUARTER LINK CURVED BASE (LHS/RHS) FINISH: WALNUT VENEER WITH MATT BLACK MELAMINE SIDE PANELS 800mm(W) x 600mm(D) x 730mm(H)5</p> <p>D. ROLLER DOOR PEDENZA LHS INCLUDING 2x ADJUSTABLE INTERNAL SHELVES INCLUDING LOCKABLE 1x PEN & PENCIL DRAWER, 2x STANDARD DRAWERS, 1x DEEP FILING DRAWER FINISH: WALNUT VENEER 1250mm(W) x 650mm(D) x 730mm(H) (LHS)</p>		01	R	R



- E. OPTIONAL: CORNER TABLE**
 FINISH: WALLNUT VENEER
 650mm(W) x 650mm(D) x 730mm(H)
- F. OPTIONAL: ROLLER DOOR CREDENZA LHS / RHS**
 WITH X 2 INTERNAL ADJUSTABLE SHELVES
 FINISH: WALLNUT VENEER
 1250mm(W) x 650mm(D) x 730mm(H)
- G. WALL UNIT WITH 2 HINGED SOLID DOOR BASE**
 WITH 2 ADJUSTABLE SHELVES & 2 HINGED
 FRAMED GLASS DOORS WITH 2 ADJUSTABLE
 SHELVES
 FINISH: WALLNUT VENEER & 4MM FLOAT GLASS
 900(W) x 360mm(D) x 1900mm(H)
- H. IRONMONGERY:**
- ALL DOOR HINGES AND DRAWER BALL BEARING RUNNERS TO BE SOFT-CLOSING
 - WALL UNIT DOOR HANDLES TO BE ANTIQUE BRASS - 160mm – CORNICE HANDLES
 - DRAWER HANDLES TO BE ANTIQUE BRASS – 160mm – CORNICE HANDLES
 - DRAWERS TO HAVE CENTRAL BODY LOCK
 - WALL UNIT DOORS TO HAVE NICKEL PLATED LOCKS



2	<p>A. LOCKABLE ROLLER SHUTTER DOOR SYSTEM CUPBOARD WITH x3 ADJUSTABLE SHELVES FINISH: WALLNUT VENEER 1200mm(W) X 450mm(D) X 1500mm(H)</p>		01	R	R
3	<p>A. EXECUTIVE HIGBACK CHAIR FINISH: BLACK RIBBED BONDED GENUINE LEATHER TYPE: CLASSIC EAMES REPRO HIGH BACK</p> <p>B. FEATURES:</p> <ul style="list-style-type: none"> - TORTION TILT MECHANISM - STABILIZING BAR SWIVEL (360-DEGREE ROTATION), FULLY ADJUSTABLE HEIGHT AND KNEE TILT WITH TENSIONER KNOB. - HIGH QUALITY PYRAMID CHROME BASE WITH BLACK CAPPED COVERED NYLON WHEELS - SLIP RESISTANT ON MOST FLOORS AND CARPETS 		01	R	R

	<ul style="list-style-type: none"> - CHROME ARMS WITH PROTECTIVE ARM SLEEVES WITH ZIP - PNEUMATIC FINGERTIP CONTROLLED GAS-LIFT HEIGHT ADJUSTMENT - MAX RECOMMENDED WEIGHT: 130KG 				
4	<p>A. EXECUTIVE VISITORS CHAIR FINISH: BLACK RIBBED BONDED GENUINE LEATHER TYPE: CLASSIC VISITORS REPRO CHAIR</p> <p>B. FEATURES</p> <ul style="list-style-type: none"> - CHROME ARMS WITH PROTECTIVE ARM SLEEVES WITH ZIP - LUMBAR SUPPORT OFFICE CHAIR - RUST RESISTANT CHROME STEEL FRAME WITH NYLON STOPPERS FOR BALANCING 		02	R	R



5	<p>A. EXECUTIVE MODERN COAT STAND FINISH: POWDER COATED STEEL WITH ASH TIMBER ENDS 550mm(W) X 550mm(D) X 1750mm(H)</p>		01	R	R
6	<p>A. EXECUTIVE 2 TIER PAPER TRAY FINISH: BLACK POWDER COATED TRI PUNCHED TRAYS</p>		01	R	R
7	<p>EXECUTIVE WASTE BIN FINISH: BLACK POWDER COATED TRI PUNCHED 240mm(W) x 300mm(H)</p>		02	R	R



<p>8.1</p>	<p>A. EXECUTIVE 2-SEATER SOFA <u>TYPE 1</u> FINISH: VINTAGE FULL GRAIN LEATHER WITH A POLISHED STAINLESS-STEEL FRAME</p> <p>B. FEATURES</p> <ul style="list-style-type: none"> - 1660mm(W) x 870mm(D) x 755mm(H) - SEAT HEIGHT: 490mm - FRAME COLOUR: GOLD - LEATHER COLOUR: BROWN 		<p>01</p>	<p>R</p>	<p>R</p>
<p>8.2</p>	<p>A. EXECUTIVE CHAIR <u>TYPE 1</u> FINISH: VINTAGE FULL GRAIN LEATHER WITH A POLISHED STAINLESS STEEL FRAME</p> <p>B. FEATURES</p> <ul style="list-style-type: none"> - 690mm(W) x 790mm(D) x 755mm(H) - SEAT HEIGHT: 500mm - FRAME COLOUR: GOLD - LEATHER COLOUR: BROWN 		<p>02</p>	<p>R</p>	<p>R</p>



<p>8.3</p>	<p>A. EXECUTIVE 2-SEATER SOFA <u>TYPE 2</u> FINISH: VINTAGE FULL GRAIN LEATHER WITH A POWDER COATED STEEL FRAME</p> <p>B. FEATURES</p> <ul style="list-style-type: none"> - 1950mm(W) x 900mm(D) x 770mm(H) - SEAT HEIGHT: 460mm - FRAME COLOUR: BLACK - LEATHER COLOUR: TAN 		<p>01</p>	<p>R</p>	<p>R</p>
<p>8.4</p>	<p>A. EXECUTIVE CHAIR <u>TYPE 2</u> FINISH: VINTAGE FULL GRAIN LEATHER WITH HARDWOOD OAK FINISH</p> <p>B. FEATURES</p> <ul style="list-style-type: none"> - 680mm(W) x 985mm(D) x 700mm(H) - SEAT HEIGHT: 415mm - FRAME COLOUR: OAK WOOD - LEATHER COLOUR: TAN 		<p>02</p>	<p>R</p>	<p>R</p>



<p>8.5</p>	<p>A. EXECUTIVE 2-SEATER SOFA <u>TYPE 3</u> FINISH: VINTAGE FULL GRAIN LEATHER WITH A HARDWOOD FRAME</p> <p>B. FEATURES</p> <ul style="list-style-type: none"> - 2235mm(W) x 915mm(D) x 760mm(H) - SEAT HEIGHT: 460mm - FRAME COLOUR: HARDWOOD - LEATHER COLOUR: TAN 		<p>01</p>	<p>R</p>	<p>R</p>
<p>8.6</p>	<p>A. EXECUTIVE CHAIR <u>TYPE 3</u> FINISH: VINTAGE FULL GRAIN LEATHER WITH HARDWOOD OAK FINISH</p> <p>B. FEATURES</p> <ul style="list-style-type: none"> - 680mm(W) x 985mm(D) x 700mm(H) - SEAT HEIGHT: 415mm - FRAME COLOUR: OAK WOOD - LEATHER COLOUR: TAN 		<p>02</p>	<p>R</p>	<p>R</p>

<p>9.1</p>	<p>A. EXECUTIVE HERON ROUND NEST COFFEE TABLES <u>TYPE 1</u> FINISH: BLACK POWDER COATED STEEL FRAMES</p> <p>B. FEATURES</p> <ul style="list-style-type: none"> - LRG 900mm(W) x 900mm(D) x 430mm(H) - 8mm TOUGHENED GLASS TOP - SML 750mm(W) x 750mm(D) x 400mm(H) - RED OAK TIMBER TOP 		<p>01</p>	<p>R</p>	<p>R</p>
<p>9.2</p>	<p>A. EXECUTIVE KENAN COFFEE TABLES <u>TYPE 2</u> FINISH: BRASS</p> <p>B. FEATURES</p> <ul style="list-style-type: none"> - 900mm(W) x 900mm(D) x 460mm(H) - 22mm MARBLE TOP 		<p>01</p>	<p>R</p>	<p>R</p>

<p>10</p>	<p>A. EXECUTIVE SMALL SIDE TABLE FINISH: TREATED AND PAINTED STEEL BAR WITH BRASS FINISH</p> <p>B. FEATURES</p> <ul style="list-style-type: none"> - 490mm(W) x 510mm(H) - 6mm GLASS TOP 		<p>02</p>	<p>R</p>	<p>R</p>
<p>11</p>	<p>A. EXECUTIVE MEETING TABLE FINISH: SOLID OAK</p> <p>B. FEATURES</p> <ul style="list-style-type: none"> - 1300mm(W) x 1300mm(D) x 760mm(H) 		<p>01</p>	<p>R</p>	<p>R</p>


<p>12</p>	<p>B. EXECUTIVE MEETING CHAIR FINISH: TAN RIBBED BONDED LEATHER TYPE: CLASSIC VISITORS REPRO CHAIR</p> <p>C. FEATURES</p> <ul style="list-style-type: none"> - TORTION TILT MECHANISM - STABILIZING BAR SWIVEL (360-DEGREE ROTATION), FULLY ADJUSTABLE HEIGHT AND KNEE TILT WITH TENSIONER KNOB. - HIGH QUALITY PYRAMID CHROME BASE WITH BLACK CAPPED COVERED NYLON WHEELS - SLIP RESISTANT ON MOST FLOORS AND CARPETS - CHROME ARMS WITH PROTECTIVE ARM SLEEVES WITH ZIP 		<p>04</p>	<p>R</p>	<p>R</p>
<p>14</p>	<p>A. EXECUTIVE FLOOR RUG FINISH: VELVET CUT-PILE RUG WITH ANGULAR DESIGN</p> <p>B. FEATURES</p> <ul style="list-style-type: none"> - 1600mm(W) x 2300mm(D) 		<p>02</p>	<p>R</p>	<p>R</p>



<p>15</p>	<p>A. EXECUTIVE FLOOR LAMP <u>x1</u> FINISH: WOODEN LEGS WITH MATERIAL SCREEN 450mm(W) x 450mm(D) x 1450mm(H)</p> <p>B. EXECUTIVE SIDEBOARD LAMP <u>x2</u> FINISH: WHITE ALUMINIUM 125mm(W) x 700mm(D) x 483mm(H)</p> <p>C. EXECUTIVE DESK LAMP <u>x1</u> FINISH: WHITE ALUMINIUM 125mm(W) x 700mm(D) x 483mm(H)</p>		<p>01</p>	<p>R</p>	<p>R</p>
<p>16</p>	<p>A. EXECUTIVE SIDEBOARD FINISH: SOLID AOK, VENEER AND POWDERCOATED STEEL COLOUR: OILED FINISH – EBONY & SADLEWOOD GREY 1687mm(W) x 400mm(D) x 772mm(H)</p>		<p>01</p>	<p>R</p>	<p>R</p>





17	<p>A. EXECUTIVE MIRROR <u>TYPE 1</u> FINISH: POWDERCOATED STEEL COLOUR: BLACK 1200mm(W) x 25mm(D)</p> <p>B. EXECUTIVE MIRROR <u>TYPE 2</u> FINISH: POWDERCOATED STEEL COLOUR: BLACK 800mm(W) x 50mm(D) x 800mm(H)</p>		01	R	R
18	<p>A. EXECUTIVE POTPLANT <u>TYPE 1</u> FINISH: PATTERNED CERAMIC COLOUR: WHITE 250mm(W) x 250mm(D) x 350mm(H)</p> <p>B. EXECUTIVE POTPLANT <u>TYPE 2</u> FINISH: PATTERNED CERAMIC COLOUR: BLACK & WHITE 400mm(W) x 400mm(D) x 400mm(H)</p> <p>C. EXECUTIVE POTPLANT <u>TYPE 3</u> FINISH: TEXTURED CONCRETE COLOUR: LIGHT GRAY 500(W) x 500mm (D) x 650mm(H)</p>		01	R	R
SUB-TOTAL EXCLUSIVE OF VAT				R	

2. PA WORKSTATIONS & RECEPTIONS

WALLNUT VENEER
TOP THICKNESS THROUGHOUT: 32mm



ITEM	DESCRIPTION	IMAGE	QTY	UNIT PRICE EXCL VAT	TOTAL
1	<p>A. 1 BOX LEGGED BEAM DESK WITH FLOATING TOP WITH MODESTY PANEL FINISH: WALLNUT VENEER WITH WHITE MELAMINE 1800mm(W) x 800mm(D) x 740mm(H)</p> <p>B. ROLLER SHUTTER DOOR CREDENZA WITH X 2 ADJUSTABLE INTERNAL SHELVES FINISH: WALLNUT VENEER 1200mm(W) x 500mm(D) x 700mm(H)</p> <p>C. 3 DRAWER PEDESTAL WITH FLOATING PEN AND PENCIL TRAY & 1 DEEP FILLER DRAWER WITH CENTRAL LOCK FINISH: WALLNUT VENEER AND WHITE MELAMINE</p> <p>D. IRONMONGERY:</p> <ul style="list-style-type: none"> - ALL DOOR HINGES AND DRAWER BALL BEARING RUNNERS TO BE SOFT-CLOSING - WALL UNIT DOOR HANDLES TO BE ANTIQUE BRASS - 160mm – CORNICE HANDLES - DRAWER HANDLES TO BE ANTIQUE CHROME – 160mm – CORNICE HANDLES 		01	R	R

	<ul style="list-style-type: none"> - DRAWERS TO HAVE CENTRAL BODY LOCK - WALL UNIT DOORS TO HAVE NICKEL PLATED LOCKS 				
2	<p>A. LOCKABLE ROLLER SHUTTER DOOR SYSTEM CUPBOARD WITH x3 ADJUSTABLE SHELVES FINISH: WALLNUT VENEER 1200mm(W) X 450mm(D) X 1500mm(H)</p>		01	R	R
3	<p>A. EXECUTIVE PA DESK CHAIR FINISH: BROWN RIBBED BONDED LEATHER TYPE: CLASSIC VISITORS REPRO CHAIR</p> <p>B. FEATURES</p> <ul style="list-style-type: none"> - TORTION TILT MECHANISM - STABILIZING BAR SWIVEL (360-DEGREE ROTATION), FULLY ADJUSTABLE HEIGHT AND KNEE TILT WITH TENSIONER KNOB. - HIGH QUALITY PYRAMID CHROME BASE WITH BLACK CAPPED COVERED NYLON WHEELS - SLIP RESISTANT ON MOST FLOORS AND CARPETS - CHROME ARMS WITH PROTECTIVE ARM SLEEVES WITH ZIP 		01	R	R

<p>4</p>	<p>A. EXECUTIVE PA WAITING AREA COUCH FINISH: DARK GREY POLYESTER TYPE: 3 SEATER LEGS: POLISHED STAINLESS STEEL 2050mm(W) x 840mm(D) x 740mm(H)</p> <ul style="list-style-type: none"> - SEAT HEIGHT: 500mm - FRAME COLOUR: GOLD <p>B. EXECUTIVE PA WAITING AREA CHAIRS FINISH: BLACK VEGAN LEATHER TYPE: SINGLE SEATER LEGS: POLISHED STAINLESS STEEL 620mm(W) x 700mm(D) x 760mm(H)</p> <ul style="list-style-type: none"> - SEAT HEIGHT: 500mm - FRAME COLOUR: BRASS 	 	<p>01</p>	<p>R</p>	<p>R</p>
<p>5</p>	<p>C. EXECUTIVE PA WAITING AREA SIDE TABLE FINISH: POLISHED STEEL WITH BRASS FINISH WITH 22mm MARBLE TOP 500mm(W) x 500mm(D) x 600mm(H)</p> <ul style="list-style-type: none"> - FRAME COLOUR: BRASS 	 	<p>01</p>	<p>R</p>	<p>R</p>


6	<p>A. EXECUTIVE MODERN COAT STAND FINISH: POWDER COATED STEEL WITH ASH TIMBER ENDS 550mm(W) X 550mm(D) X 1750mm(H)</p>		01	R	R
	<p>A. EXECUTIVE WAITING FLOOR RUG FINISH: VELVET CUT-PILE RUG WITH ANGULAR DESIGN 2000mm(W) x 3000mm(D)</p>		01	R	R


7	<p>A. EXECUTIVE PA 2 TIER PAPER TRAY FINISH: BLACK POWDER COATED TRI PUNCHED TRAYS</p>		01	R	R
8	<p>A. EXECUTIVE PA WASTE BIN FINISH: BLACK POWDER COATED TRI PUNCHED 240mm(W) x 300mm(H)</p>		01	R	R
9	<p>A. EXECUTIVE PA PAPER CUBER HOLDER FINISH: BLACK POWDER COATED TRI PUNCHED</p> <p>B. EXECUTIVE PA PENCIL CUP FINISH: BLACK POWDER COATED TRI PUNCHED</p>		01	R	R

<p>10</p>	<p>A. EXECUTIVE WAITING AREA POTPLANT <u>TYPE 1</u> FINISH: PATTERNED CERAMIC COLOUR: WHITE 250mm(W) x 250mm(D) x 350mm(H)</p> <p>B. EXECUTIVE WAITING AREA POTPLANT <u>TYPE 2</u> FINISH: PATTERNED CERAMIC COLOUR: BLACK & WHITE 400mm(W) x 400mm(D) x 400mm(H)</p> <p>C. EXECUTIVE WAITING AREA POTPLANT <u>TYPE 3</u> FINISH: TEXTURED CONCRETE COLOUR: LIGHT GRAY 500(W) x 500mm (D) x 650mm(H)</p>		<p>01</p>	<p>R</p>	<p>R</p>
<p>11</p>	<p>A. EXECUTIVE WAITING AREA BOOKCASE FINISH: RECLAIMED WOOD - WENGE 1000mm(W) X 400mm(D) X 1855mm(H)</p>		<p>01</p>	<p>R</p>	<p>R</p>
<p style="text-align: right;">SUB-TOTAL EXCLUSIVE OF VAT</p>				<p>R</p>	

3. OPEN PLAN OFFICE DESKING SYSTEM

TOP THICKNESS: 22mm MELAMINE

ITEM	DESCRIPTION	IMAGE	QTY	UNIT PRICE EXCL VAT	TOTAL
1	<p>A. OPEN PLAN OFFICE TYPE 1 SLIMLINE STRAIGHT DESK (OWN PEDESTAL), FIXES ONTO SLIMLINE PEDESTAL, INCLUDING WIRE MESH CABLE TRAY. ADJUSTABLE LEVELING FEET 1500mm(W) x 750mm(D) x 722mm(H)</p> <p>B. SLIMLINE DUAL B (OWN PEDESTAL 2-WAY), FIXES ONTO SLIMLINE PEDESTAL, INCLUDING WIRE MESH CABLE TRAY. ADJUSTABLE LEVELING FEET 1500mm(W) x 1510mm(D) x 722mm(H)</p> <p>C. SLIMLINE PEDESTAL (NO TOP) 2 DRAWER 1 FILER, x2 DRAWERS AND x1 DEEP FILER INCLUDING CENTRAL LOCKING 320mm(W) x 620mm(D) x 700mm(H)</p> <p>D. OPEN STORAGE BOXES, FITS ON TOP OF DESK, INCLUDES NON SLIP RUBBER FEET 750mm(W) x 300mm(D) x 360mm(H)</p> <p>E. LOCKERS 6 COMPARTMENTS, 22mm TOP AND BOTTOM, FITS LEVER-ARCH FILES WITH 4-DIGIT COMBINATION LOCK. FITS AVERAGE 15-INCH LAPTOP BAG 1510mm(W) x 450mm(D) x 720mm(H)</p>		01	R	R

	<p>F. IRONMONGERY:</p> <ul style="list-style-type: none"> - ALL DRAWERS TO HAVE ROLLER RUNNERS - DRAWER HANDLES TO BE 160mm STRIPS HANDLES - BLACK - DRAWERS TO HAVE CENTRAL BODY LOCK 				
2	<p>A. OPEN PLAN OFFICE FILING CABINET 4 / 3 / 2 DRAWER FILING CABINET WITH CENTRAL LOCK WITH ANTI-TILT MECHANISM FINISH: LIGHT GREY POWDER COATED</p> <p>B. 4 DRAWER: 465mm(W) x 620mm(D) x 1300mm(H)</p> <p>C. 3 DRAWER: 465mm(W) x 620mm(D) x 975mm(H)</p> <p>D. 2 DRAWER: 465mm(W) x 620mm(D) x 650mm(H)</p>		01	R	R

3

**A. OPEN PLAN OFFICE
PREMIUM MESH CHAIR WITH 3D SURROUND
PADDED SEAT CUSHION
FINISH: BLACK MESH**

B. FEATURES

- PASSIVE SYNCHRO MECHANISM WITH 5 POSITION LOCK
- GAS HEIGHT ADJUSTMENT.
- 5-STAR BASE WITH HEAVY DUTY DUAL WHEEL CASTERS
- BREATHABLE MESH BACK
- 130KG WEIGHT LIMIT
- ALL FOAM USED ON THE CHAIRS COMPLIES WITH SABS APPROVAL.
- SEAT FOAM: DENSITY 28 – 30 KG/m³ HARDNESS FACTOR: 10 – 14 KG/m³





ADJUSTABLE SEAT HEIGHT FROM 445mm TO 490mm



01

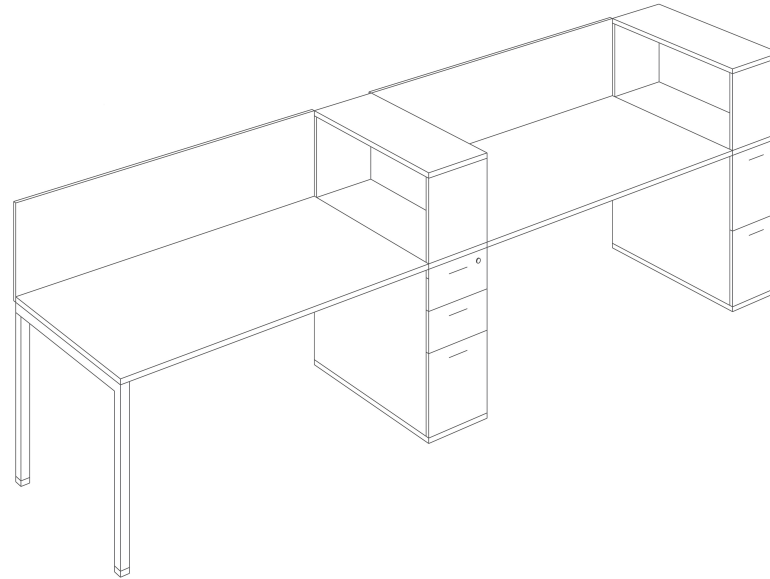
R

R

4	<p>A. OPEN PLAN OFFICE FILING SERVER FINISH: WHITE 32mm MELAMINE TOP AND SIDES WITH 16mm GREY DOORS 2200mm(W) x 500mm(D) x 9000mm(H)</p> <p>B. IRONMONGERY:</p> <ul style="list-style-type: none"> - ALL DRAWERS TO HAVE ROLLER RUNNERS - DRAWER HANDLES TO BE 160mm STRIP HANDLES - WHITE - DRAWERS TO HAVE CENTRAL BODY LOCK - HINGED DOORS TO BE LOCKABLE - DOOR HANDLES TO BE 160mm STRIP HANDLES - WHITE 		01	R	R
5	<p>A. OPEN PLAN OFFICE WASTE BIN FINISH: ROUND TAPER WASTE BIN - BLACK 240mm(W) x 300mm(H)</p> <p>B. OPEN PLAN OFFICE TIER PAPER TRAY FINISH: BLACK</p> <p style="text-align: right;">3</p>		01	R	R

6



- A. OPEN PLAN OFFICE WORKSTATION TOP **TYPE 2**
FINISH: FOLKSTONE GREY (GM)
TYPE: 1 BOX LEGGED BEAM DESK WITH FLOATING TOP
1800mm(W) x 800mm(D) x 740mm(H)
- B. FITTED PEDESTAL WITH 3 STANDARD DRAWERS AND TOP LOCK
FINISH: WHITE MELAMINE
420mm(W) x 800mm(D) x 700mm(H)
- C. MODESTY PANEL FOR 1800mm DESK
FINISH: WHITE POWDER COAT STEEL
- D. **IRONMONGERY:**
 - ALL DRAWERS TO HAVE ROLLER RUNNERS
 - DRAWER HANDLES TO BE 160mm STRIPS HANDLES - WHITE
 - DRAWERS TO HAVE CENTRAL BODY LOCK



01

R

R


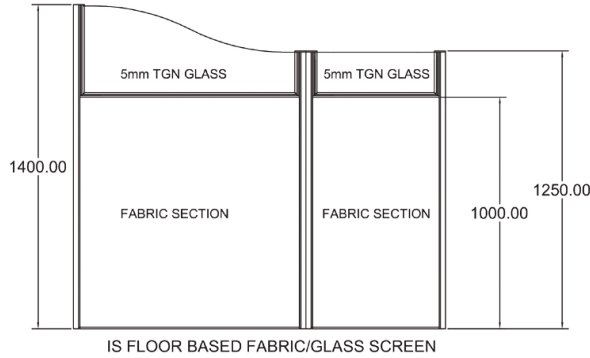
7	<p>A. OPEN PLAN OFFICE – QUIET BOOTHS SOUNDPROOF CONVERSATION BOOTHS FOR OPEN AREAS FINISH: ARRANGEMENT OF COLOURS IN A DURABLE FABRIC FINISH 1400mm(W) x 810mm(D) x 1430mm(H)</p> <p>B. FEATURES:</p> <ul style="list-style-type: none"> - STEEL FRAME POWDER WITH WHITE COAT - HIGH DENSITY FOAM BASE COVERED WITH FABRIC - MEDIUM DENSITY FOAM SEAT COVERED WITH FABRIC - CENTRE TABLE WITH CHARGING STATION WITH DATA ACCESS - TABLE: WHITE VINYL FINISH (COULD BE USED TO WRITE ON) 	 	01	R	R
SUB-TOTAL EXCLUSIVE OF VAT					R

4. RETICULATED SCREENING SYSTEM FOR ADMINISTRATION WORKSTATIONS

6mm MDF BOARD (2 x 3mm PANELS)
 FOAM THICKNESS: 5mm
 COMPLETE SCREEN THICKNESS: 50 – 80mm DEPENDING ON MANUFACTURER
 SINGLE EXTRUDED ALUMINIUM FRAME
 FRAME DEPTH: 38mm
 TOP COVER STRIP: BLACK PVC
 BLACK ABS PLASTIC COVERING SCREEN TO SCREEN CONNECTION POINT

RETICULATION: FULLY INTEGRATED BUILT-IN SYSTEM IN SCREEN. THIS SYSTEM MUST BE EQUIPPED WITH SOLID SEPERATION BRACKET (SHELF) LOCATED INSIDE THE RETICULATION SYSTEM SEPERATING POWER CABLING FROM IT CABLING. AN ADDITIONAL CHANNEL MUST BE INSTALLED FOR THE DATA CABLING AS THERE ARE UP TO 16 DATA CABLES TO BE ACCOMMODATED IN EACH RUN


CONNECTOR POLES TO MAKE PROVISION FOR CABLE ACCESS AS WELL



ITEM	DESCRIPTION	IMAGE	QTY	UNIT PRICE EXCL VAT	TOTAL
1	<p>A. FREE STANDING FLOOR BASED DOUBLE SIDED RETICULATED ALUMINIUM SCREEN 1400mm(H) X 1200mm (W) FABIC PANEL TO HEIGHT OF 1000mm GLASS PANEL 250mm - 400mm HIGH ABOVE FABRIC PANEL RETICULATION AT FLOOR LEVEL UPHOLSTERED IN WW STRATA: 471-02</p> <p>B. UNIVERSAL 2/3/4-WAY CONNECTOR POLE FOR VARIOUS ANGLES JOINING OF SCREENS 1400mm(H)</p> <p>C. ADDITIONAL BRACKETS, LINKING PLATES, WALL STARTERS ETC REQUIRED TO COMPLETE THE SCREEN INSTALLATION</p>	  <p style="text-align: center;">IS FLOOR BASED FABRIC/GLASS SCREEN</p>	01	R	R



7	<p>PLUG-SETS (INDICATED AS CC ON PLAN): 1 DEDICATED SOCKET – WIRED, 2 X NORMAL SOCKET – WIRED, 1 X 2-PIN EURO PLUG, 2 X VOICE / DATE SOCKETS WITH FACE PLATES – NOT WIRED.</p> <p>SUPPLIER TO INSTALL THESE PLUGSETS AND TO CONNECT TO THE POWER SKIRTING. ENSURE THAT ELECTRICAL CABLES ARE LONG ENOUGH TO REACH EACH DESK.</p>	NO IMAGE	01	R	R
8	<p>PLUG-SETS 1 X NORMAL SOCKET – WIRED, SUPPLIER TO INSTALL THESE PLUGSETS AND TO CONNECT TO THE POWER SKIRTING. ENSURE THAT ELECTRICAL CABLES ARE LONG ENOUGH TO REACH EACH DESK.</p>	NO IMAGE	01	R	R
SUB-TOTAL EXCLUSIVE OF VAT				R	


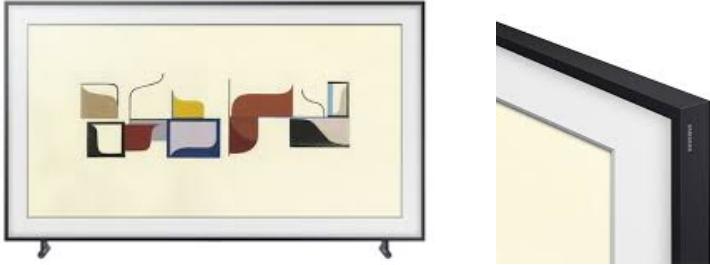

5. MEETING ROOMS

TOP THICKNESS THROUGHOUT: 32mm
LEGS AND VERTICAL PANELS:
FLAT EDGE



ITEM	DESCRIPTION	IMAGE	QTY	UNIT PRICE EXCL VAT	TOTAL
1	<p>A. EXECUTIVE BOARDROOM <u>TYPE 1</u> 8-10 SEATER RECTANGULAR OR OVAL CONSERVATIVELY STYLED TABLE WITH ACCESSIBLE BOX BASE AND ACCESS DOOR FOR FULL RETICULATION AND CENTRAL INLAY FINISH: WALLNUT VENEER WITH LEATHER INLAY 2400mm(W) x 1200mm(D) x 730mm(H)</p>		01	R	R

2	<p>A. EXECUTIVE BOARDROOM <u>TYPE 2</u> 16-20 SEATER OVAL CONSERVATIVELY STYLED TABLE WITH ACCESSIBLE BOX BASE AND ACCESS DOOR FOR FULL RETICULATION AND CENTRAL INLAY FINISH: WALLNUT VENEER WITH LEATHER INLAY 6300mm(W) x 2200mm(D) x 730mm(H)</p>		01	R	R
3	<p>A. EXECUTIVE BOARDROOM <u>TYPE 3</u> 24+ SEATER RECTANGULAR OR OVAL MODULAR PANEL LEG TABLES WITH ADJUSTABLE FEET CONSERVATIVELY STYLED TABLE WITH ACCESSIBLE BOX BASE AND ACCESS DOOR FOR FULL RETICULATION FINISH: WALLNUT VENEER 7700mm(W) x 3400mm(D) x 730mm(H)</p> <p>B. INDIVIDUAL UNITS: 1800mm(W) x 800mm(D) x 730mm(H)</p> <p>C. QUARTER LINK CURVED 800mm(W) x 800mm(D) x 730mm(H)</p>		01	R	R

3	<p>A. EXECUTIVE BOARDROOM <u>TYPE 4</u> 4-6 SEATER MODERN BOARDROOM TABLE WITH A-FRAME EPOXY COATED BASE AND THE OPTION OF NATURAL VENEER OR LAMINATE TOPS FINISH: WALLNUT VENEER WITH BLACK POWDER COATED STEEL FRAME 1800mm(W) x 1000mm(D) x 730mm(H)</p>		01	R	R
4	<p>A. EXECUTIVE HIGBACK BOARDROOM CHAIR FINISH: BLACK RIBBED BONDED GENUINE LEATHER TYPE: CLASSIC EAMES REPRO HIGH BACK</p> <p>B. FEATURES:</p> <ul style="list-style-type: none"> - TORTION TILT MECHANISM - STABILIZING BAR SWIVEL (360-DEGREE ROTATION), FULLY ADJUSTABLE HEIGHT AND KNEE TILT WITH TENSIONER KNOB. - HIGH QUALITY PYRAMID CHROME BASE WITH BLACK CAPPED COVERED NYLON WHEELS - SLIP RESISTANT ON MOST FLOORS AND CARPETS - CHROME ARMS WITH PROTECTIVE ARM SLEEVES WITH ZIP - PNEUMATIC FINGERTIP CONTROLLED GAS-LIFT HEIGHT ADJUSTMENT 		01	R	R

5	<p>A. EXECUTIVE BOARDROOM SIDEBOARD FINISH: SOLID AOK, WALNUT VENEER AND POWDERCOATED STEEL COLOUR: OILED FINISH – EBONY & SADLEWOOD GREY 1947mm(W) x 460mm(D) x 820mm(H)</p>		01	R	R
6	<p>A. EXECUTIVE BOARDROOM 65" 4K QLED PICTURE FRAME WALLMOUNTED TV FINISH: BLACK FRAME</p>		01	R	R
7	<p>A. EXECUTIVE BOARDROOM VIDEO CONFERENCE ALL-IN-ONE 1080P VIDEO CONFERENCING SYSTEM WITH WIRED MICS</p>		01	R	R

8	<p>A. EXECUTIVE BOARDROOM INTERACTIVE SMART WHITEBOARD 1994mm(W) x 1355mm(D) x 160mm(H)</p>		01	R	R
9	<p>A. GENERAL MEETING ROOMS <u>TYPE 1</u> 10 – 12 SEATER MODERN BOARDROOM TABLE WITH POWDER COATED STEEL FRAME BASE AND THE OPTION OF NATURAL VENEER OR LAMINATE TOPS FINISH: WHITE MELAMINE WITH DARK GREY POWDER COATED STEEL FRAME 3200mm(W) x 1800mm(D) x 730mm(H)</p> <p>B. FEATURES: ADDITIONAL CENTRAL SUPPORT LEGS WILL BE REQUIRED SHOULD THE FRAME BE LARGER THAN 1800mm (W)</p>		01	R	R


10	<p>A. GENERAL MEETING ROOMS <u>TYPE 2</u> 6 – 8 SEATER MODERN HIGH MEETING TABLE WITH POWDER COATED STEEL FRAME BASE AND THE OPTION OF NATURAL VENEER OR LAMINATE TOPS FINISH: WHITE MELAMINE WITH DARK GREY POWDER COATED STEEL FRAME 2200mm(W) x 1000mm(D) x 1000mm(H)</p>		01	R	R
7	<p>A. GENERAL MEETING ROOMS <u>TYPE 3</u> 2 – 4 SEATER MODERN HIGH MEETING TABLE WITH STAINLESS STEEL FRAME BASE AND THE OPTION OF NATURAL VENEER OR LAMINATE TOPS FINISH: WHITE MELAMINE 1200mm(W) x 1200mm(D) x 730mm(H)</p>		01	R	R

<p>8</p>	<p>A. OPEN PLAN MEETING CHAIR <u>TYPE 1</u> ARMCHAIR ON CASTERS WITH FIXED ARMS FINISH: BLACK MESH WITH MATERIAL SEAT (EVERGLADE (EVE))</p> <p>B. FEATURES</p> <ul style="list-style-type: none"> - STURDY BACKREST WITH MESH - CHROME LEGS - HEAVY DUTY DUAL WHEEL CASTERS - BREATHABLE MESH BACK - 130KG WEIGHT LIMIT 	  <p>Everglade (EVE)</p>	<p>01</p>	<p>R</p>	<p>R</p>
<p>9</p>	<p>A. OPEN PLAN MEETING CHAIR <u>TYPE 2</u> HIGH CHAIR WITH BACKREST FINISH: PATTERNED BALK MOULDED DURABLE PLASTIC</p> <p>B. FEATURES</p> <ul style="list-style-type: none"> - CHROME LEGS - 130KG WEIGHT LIMIT 		<p>01</p>	<p>R</p>	<p>R</p>

10	<p>A. OPEN PLAN MEETING WHITEBOARD QUARTET PRESENTATION EASEL, MOBILE, REVERSIBLE MAGNETIC WHITEBOARD/FLIPCHART, PRESTIGE 2 MOBILE, GRAPHITE FRAME</p>		01	R	R
11	<p>A. OPEN PLAN MEETING SIDEBOARD SERVER UNIT WITH 4 HINGED DOORS WITH 2 ADJUSTABLE SHELVES FINISH: WHITE MELAMINE WITH HEIGHT ADJUSTABLE CHROME LEGS WITH CHROME HANDLES 1600mm(W) X 450mm(D) X 900mm(H)</p>		01	R	R
SUB-TOTAL EXCLUSIVE OF VAT					R



6.CHILL AREA / DINING AREA - STAFF


ITEM	DESCRIPTION	IMAGE	QTY	UNIT PRICE EXCL VAT	TOTAL
1	A. ROUND CANTEEN TABLE – 700mm(DIA) X 740mm(H) AS SHOWN		01	R	R
2	A. CANTEEN CHAIR AS SHOWN		01	R	R



3	<p>A. FLAMINGO CHAIRS 100% ALUMINIUM, THE SEATS JOINTS ARE WELDED AND NOT SCREWED, THIS CHAIR IS SUITABLE FOR OUTDOORS</p>		01	R	R
4	<p>A. DIABLO HIGH TABLE 600mm(DIA) X 1100mm(H)</p> <p>B. FEATURES: ALUMINIUM POLE WITH CAST ALUMINIUM BASE. STAINLESS STEEL IS MOULDED OVER SUPER WOOD TOP, THERE IS NO EDGING AROUND TABLE.</p>		01	R	R
5	<p>A. LARGE WASTE BIN: STEEL, POWDER COATED IN SILVER WITH FUNNEL TOP, AND PLASTIC LINER 340mm(DIA) X 600mm(H)</p>		01	R	R



6	<p>A. DOUBLE SEATER COUCH FINISH: FINISH: ARRANGEMENT OF COLOURS IN A DURABLE FABRIC FINISH WITH POWDER COATED STEEL FRAME 1400mm(W) x 810mm(D) x 1000mm(H)</p> <p>B. SINGLE SEATER COUCH FINISH: FINISH: ARRANGEMENT OF COLOURS IN A DURABLE FABRIC FINISH WITH POWDER COATED STEEL FRAME 810mm(W) x 810mm(D) x 1000mm(H)</p> <p>C. SQUARE OTTOMAN FINISH: FINISH: ARRANGEMENT OF COLOURS IN A DURABLE FABRIC FINISH WITH POWDER COATED STEEL FRAME 810mm(W) x 810mm(D) x 450mm(H)</p> <p>D. ROTARY SHAPED SEAT FINISH: ARRANGEMENT OF COLOURS IN A DURABLE FABRIC 630mm(W) x 630mm(D) x 430mm(H)</p> <p>E. OVAL SHAPED SEAT FINISH: ARRANGEMENT OF COLOURS IN A DURABLE FABRIC 630mm(W) x 340mm(D) x 430mm(H)</p> <p>F. ROUND SHAPED SEAT FINISH: ARRANGEMENT OF COLOURS IN A DURABLE FABRIC 630mm(W) x 630mm(D) x 430mm(H)</p>		01	R	R
SUB-TOTAL EXCLUSIVE OF VAT					R




7. EXECUTIVE DINING

ITEM	DESCRIPTION	IMAGE	QTY	UNIT PRICE EXCL VAT	TOTAL
1	<p>A. 4 SEATER ROUND DINING TABLE <u>TYPE 1</u> FINISH: WALNUT VENEER BASE AND GLASS TABLE TOP 630mm(W) x 630mm(D) x 760mm(H)</p>		01	R	R
2	<p>A. 6-8 SEATER DINING TABLE <u>TYPE 2</u> FINISH: SOLID OAK BASE AND GLASS TABLE TOP 2400mm(W) x 1100mm(D) x 760mm(H)</p>		01	R	R

3	<p>A. EXECUTIVE DINING CHAIR <u>TYPE 1</u> FINISH: MILANO MOCA LEATHER WITH SOLID WOOD TIMBER FRAME 610mm(W) x 650mm(D) x 880mm(H) SEAT HIGHT: 450mm</p>				
4	<p>A. EXECUTIVE DINING CHAIR <u>TYPE 2</u> FINISH: DARK GREY MATERIAL WITH BALCK POWDER COATED STEEL FRAME 460mm(W) x 350mm(D) x 820mm(H) SEAT HIGHT: 450mm</p>		01	R	R

5	<p>A. EXECUTIVE DINING SIDEBOARD FINISH: COMBINATION OF SOLID OAK & WALNUT, WITH WALNUT VENEER AND DOOR PANLES WITH GLASS. STEEL FRAME BLACK POWDER COATED 1947mm(W) x 460mm(D) x 820mm(H)</p>		01	R	R
6	<p>A. EXECUTIVE DINING 3 TIER TEA TROLLEY FINISH: BLACK POWDER COATED 950mm(W) x 570mm(D) x 910mm(H)</p>		01	R	R



7	<p>A. EXECUTIVE DINING WALLMOUNTED MIRROR FINISH: HARDWOOD 810mm(W) x 150mm(D) x 810mm(H)</p>		01	R	R
8	<p>A. EXECUTIVE DINING DECORATIVE VASES FINISH: VARIES</p>		01	R	R

9	<p>A. EXECUTIVE DINING LOUNGE KOBI LEATHER CORNER COUCH FINISH: VINTAGE LEATHER 2900mm(W) x 2900mm(D) x 800mm(H) SEAT HEIGHT 450mm</p>		01	R	R
10	<p>A. EXECUTIVE DINING LOUNGE HARPER OCCASIONAL CHAIR FINISH: DURABLE FABRIC CREAM 940mm(W) x 860mm(D) x 870mm(H) SEAT HEIGHT 450mm</p>		01	R	R
11	<p>A. EXECUTIVE DINING LOUNGE PARKER COFFEE TABLE FINISH: SOLID WOOD WITH A HERRING BONE PATTERN 1400mm(W) x 700mm(D) x 450mm(H)</p>		01	R	R
SUB-TOTAL EXCLUSIVE OF VAT				R	

8. HIGH DENSITY CABINET SYSTEM

COLOUR: LAMINATE CLADDING IN BLACK
HANDLE: SILVER HANDLE

ITEM	DESCRIPTION	IMAGE	QTY	UNIT PRICE EXCL VAT	TOTAL
1	A. 9-BAY HIGH DENSITY CABINET WITH LAMINATE CLADDING. COLOUR AFRICAN WENGE. LOCKABLE		01	R	R
2	A. 4-BAY HIGH DENSITY CABINET WITH LAMINATE CLADDING. COLOUR AFRICAN WENGE. LOCKABLE		01	R	R

3	<p>A. HEAVY DUTY 5 TIER OPEN STEEL SHELVING UNIT WITH CORNER GUSSETS, BACK AND SIDE BRACES, 1910mm(H) x 914mm(W) x 450mm(D)</p>		01	R	R
4	<p>A. STANDARD 5 TIER OPEN STEEL SHELVING UNIT WITH CORNER GUSSETS, BACK AND SIDE BRACES, 1910mm(H) x 914mm(W) x 450mm(D)</p>		01	R	R
SUB-TOTAL EXCLUSIVE OF VAT				R	
14% VAT				R	
TOTAL INCLUSIVE OF VAT				R	

8. WALK-IN CENTRE AREA – OPEN PLAN AREA + SECURITY OFFICE:

SINGLE FACE BOARD. MELAWOOD WITH WATERPROOF BACKER.

COLOUR: WHITE




TOP THICKNESS: 32mm



FLAT SELFCOLOUR EDGE

HANDLES ON FILING FACILITY: SILVER WHALEBONE

COLOUR OF LEGS: SILVER

ITEM	DESCRIPTION	IMAGE	QTY	UNIT PRICE EXCL VAT	TOTAL
1	<p>A. WALK-IN CENTRE DESKS: 1 X DESK 1600mm x 800mm 1 X 3-DRAWER DESK HIGH PEDESTAL – 400mm(W) X 500mm(D) X 700mm(H) WITH PEN & PENCIL TRAY AND DEEP FILER – LOCKABLE 1 X RETICULATED STEEL LEGS – 76mm 1 X NON-RETICULATED STEEL LEG – 76mm 1 X MODESTY PANEL CABLE MANAGEMENT TRAY RUNNING BEHIND MODESTY PANEL</p>		01	R	R

2	<p>A. HIGH BACK CHAIR: TECHNO 800 HIGH BACK CHAIR. BLACK PU FLEXIBLE ARMS. PASSIVE SYNCHRO MECHANISM WITH 5 POSITION LOCK. GAS HEIGHT ADJUSTMENT. 5-STAR CHROME BASE WITH HEAVY DUTY CASTERS UPHOLSTERY: BACKREST: WW 1811/04 (STRIPED). SEAT: WW 471/02 (PLAIN BROWN)</p>		01	R	R
3	<p>A. T900 VISITOR CHAIR WITH INTEGRAL CHROME FRAME UPHOLSTERY: BACKREST: WW 1811/04 (STRIPED). SEAT: WW 471/02 (PLAIN BROWN)</p>		01	R	R
4	<p>A. OPEN PLAN OFFICE WASTE BIN FINISH: ROUND TAPER WASTE BIN - BLACK 240mm(W) x 300mm(H)</p> <p>B. OPEN PLAN OFFICE 3 TIER PAPER TRAY FINISH: BLACK</p>	 	01	R	R


5	<p>A. FLOOR BASED DOUBLE SIDED RETICULATED SCREEN – 1600mm(H) X 800mm (W). FABIC PANEL TO HEIGHT OF 1200mm WITH GLASS PANEL 400mm HIGH ABOVE FABRIC PANEL PANEL TO ALLOW FOR CABLES TO THREAD THROUGH SCREEN RETICULATION UNDER DESK TOP, NOT FLOOR LEVEL IN LINE WITH THE CABLE MANAGEMENT TRAY UNDER THE DESK TOP UPHOLSTERED IN WW STRATA: 471-02 SCREEN LEGS X 2 PER SCREEN</p> <p>B. 6mm MDF BOARD (2 x 3mm PANELS) FOAM THICKNESS: 5mm COMPLETE SCREEN THICKNESS: 50 – 80mm DEPENDING ON MANUFACTURER SINGLE EXTRUDED ALUMINIUM FRAME FRAME DEPTH: 38mm TOP COVER STRIP: BLACK PVC BLACK ABS PLASTIC COVERING SCREEN TO SCREEN CONNECTION POINT</p>	 <p>RETICULATION: FULLY INTEGRATED BUILT-IN SYSTEM IN SCREEN.</p> <p>THIS SYSTEM MUST BE EQUIPPED WITH SOLID SEPERATION BRACKET (SHELF) LOCATED INSIDE THE RETICULATION SYSTEM SEPERATING POWER CABLING FROM IT CABLING.</p>	01	R	R
6	<p>A. FLOOR BASED NON-RETICULATED SCREEN – 1600mm(H) X 800mm (W). FABIC PANEL TO HEIGHT OF 1200mm WITH GLASS PANEL 400mm HIGH ABOVE FABRIC PANEL UPHOLSTERED IN WW STRATA: 471-02</p> <p>B. 6mm MDF BOARD (2 x 3mm PANELS) FOAM THICKNESS: 5mm COMPLETE SCREEN THICKNESS: 50 – 80mm DEPENDING ON MANUFACTURER SINGLE EXTRUDED ALUMINIUM FRAME FRAME DEPTH: 38mm TOP COVER STRIP: BLACK PVC BLACK ABS PLASTIC COVERING SCREEN TO SCREEN</p>		01	R	R




CONNECTION POINT					
7	<p>A. FLOOR BASED NON-RETICULATED SCREEN – 1600mm(H) X 600mm (W). FABRIC PANEL TO HEIGHT OF 1200mm WITH GLASS PANEL 400mm HIGH ABOVE FABRIC PANEL UPHOLSTERED IN WW STRATA: 471-02 SCREEN LEGS X 2 PER SCREEN</p>		01	R	R
9	<p>A. WALKIN CENTRE 65" UHD WALL-MOUNTED TV FINISH: BLACK FRAME</p>		01	R	R
10	<p>A. EXECUTIVE PA WASTE BIN FINISH: BLACK POWDER COATED TRI PUNCHED 240mm(W) x 300mm(H)</p> <p>B. EXECUTIVE PA PAPER CUBER HOLDER FINISH: BLACK POWDER COATED TRI PUNCHED</p> <p>C. EXECUTIVE PA PENCIL CUP FINISH: BLACK POWDER COATED TRI PUNCHED</p>		01	R	R



11	A. 2-SEAT AIRPORT BENCH IN STAINLESS STEEL WITH PERFORATED BACK AND SIDES		01	R	R
12	A. 3-SEAT AIRPORT BENCH IN STAINLESS STEEL WITH PERFORATED BACK AND SIDES		01	R	R
13	A. LARGE WASTE BIN: STEEL, POWDER COATED IN SILVER WITH FUNNEL TOP, AND PLASTIC LINER – 340mm(D) X 600mm(H)		01	R	R

10. MAIN RECEPTION AND WAITING AREA:

MAHOGANY VENEER STAINED TO ALBANY CHOCOLATE BROWN
 TOP THICKNESS THROUGHOUT: 32mm
 LEGS AND VERTICAL PANELS:
 FLAT EDGE

ITEM	DESCRIPTION	IMAGE	QTY	UNIT PRICE EXCL VAT	TOTAL
1	<p>A. RECEPTION COUNTER :</p> <p>DOUBLE WATERFALL WITH 2x MOBILE PEDESTALS MOBILE PEDESTAL WITH 1x PENCIL TRAY, 1x STANDARD DRAWER & 1x DEEP DRAWER WITH WHITE FRONTS</p> <p>WATERFALL PANLE TO BE WALLNUT FININSH</p> <p>MINA COUNTER CARCAS TO BE WHITE MELAMINE</p> <p>2700mm(W) x 800mm(D) x 1200mm(H)</p>		01	R	R

2	<p>A. MAIN RECEPTION DESK CHAIR FINISH: BROWN RIBBED BONDED LEATHER TYPE: CLASSIC VISITORS REPRO CHAIR</p> <p>B. FEATURES</p> <ul style="list-style-type: none"> - TORTION TILT MECHANISM - STABILIZING BAR SWIVEL (360-DEGREE ROTATION), FULLY ADJUSTABLE HEIGHT AND KNEE TILT WITH TENSIONER KNOB. - HIGH QUALITY PYRAMID CHROME BASE WITH BLACK CAPPED COVERED NYLON WHEELS - SLIP RESISTANT ON MOST FLOORS AND CARPETS - CHROME ARMS WITH PROTECTIVE ARM SLEEVES WITH ZIP 		01	R	R
3	<p>A. WASTE BINS: STEEL, POWDER COATED IN SILVER SQUARE PERFORATION 240mm(DIA) X 300mm(H)</p>		01	R	R
4	<p>A. 3-TIER STEEL LETTERTRAY, POWDER COATED SILVER WITH SQUARE PERFORATION</p> <p>B. PAPER CUBE HOLDER, POWDER COATED SILVER WITH SQUARE PERFORATION, SIZE 73mm X 73mm X 110Mm (H)</p>		01	R	R

5	A. 3-SEAT AIRPORT BENCH IN STAINLESS STEEL WITH PERFORATED BACK AND SIDES		01	R	R
6	A. 2-SEAT AIRPORT BENCH IN STAINLESS STEEL WITH PERFORATED BACK AND SIDES		01	R	R
7	B. LARGE WASTE BIN: STEEL, POWDER COATED IN SILVER WITH FUNNEL TOP, AND PLASTIC LINER – 340mm(D) X 600mm(H)		01	R	R

8	<p>B. WAITING AREA 65" UHD WALL-MOUNTED TV FINISH: BLACK FRAME</p>		01	R	R
9	<p>A. SILVER FLOOR STANDING BROCHURE HOLDER 485mm(W) x 422mm(D) x 1770mm(H)</p>		01	R	R
SUB-TOTAL EXCLUSIVE OF VAT			R		
14% VAT			R		
TOTAL INCLUSIVE OF VAT			R		

SUMMARY OF PRICE SCHEDULE – FIRM PRICES:

Note: Only firm prices will be accepted. Non-firm prices (including prices subject to rate exchange variations) will not

be considered

NAME OF BIDDER	
BID NUMBER	
CLOSING TIME	

PRICES TO BE INCLUSIVE OF VAT

ITEM	DESCRIPTION	Bid price in RSA currency (incl VAT)
1	EXECUTIVE OFFICES (PAGE1)	R
2	EXECUTIVE PA WORKSTATIONS & RECEPTIONS (PAGE 14)	R
3	OPEN PLAN OFFICE DESKING SYSTEMS (PAGE 20)	R
4	ARTICULATED SCREENING SYSTEMS FOR ADMINISTRATION WORKSTATIONS (PAGE 26)	R
5	MEETING ROOMS (PAGE 29)	R
6	CHILL & DINING AREAS FOR STAFF (PAGE37)	R
7	EXECUTIVE DINING (PAGE 39)	R
8	HIGH DENSITY BULKFILING CABINET SYSTEMS (PAGE 43)	R
9	WALK-IN CENTRE & OPEN OFFICE PLAN AREAS (PAGE 46)	R
10	RECEPTION & SEATING AREA (PAGE 51)	R
11	MANUFACTURING	
12	DELIVERY (price per Kilometre deliver and per weight)	R
13	INSTALLATION	R



GRAND TOTAL (VAT INCLUDED)		R

Further details of the proposed fee structure can be attached over and above the information given in the above table. Offer to be valid for a period of 90 days from the closing date of the bid

Required at:	GPAA 2ND floor
Address:	34 Hamilton St, Pretoria
Does the offer comply with the specifications?	*Yes / No
Period for delivery?	
Confirmation of prices?	Fixed / Non-fixed

Note: all delivery and installation costs must be included in the bid price for delivery at the prescribed destination

* Delete if not applicable

SURVEY QUESTIONNAIRE:

(VENDOR FOR SUPPLY SERVICES)

THIS QUESTIONNAIRE SHOULD NOT BE COMPLETED BY BIDDER

THE BIDDER'S CLIENTS SHOULD COMPLETE THIS QUESTIONNAIRE AS REFERENCE FOR WORK DONE FOR THEM BY THE BIDDER

FORMS COMPLETED BY BIDDER WILL RESULT IN IMMEDIATE DISQUALIFICATION FROM THIS BID

THE BIDDER IS REQUIRED TO SUBMIT 5 OF THESE COMPLETED FORMS WITH ATTACHED REFERENCE LETTERS

NAME OF BIDDER: _____

BID NUMBER: _____

THE GPAA is implementing a process that collects past performance information on firms and their key personnel. The information will be used to assist the committee in the selection of firms to perform the supply and installation furniture for the GPAA

The above firm has listed you as a client for which they have previously performed work. We would appreciate you taking the time to complete the survey.

Rate each of the criteria on a scale of 1 – 10, with 10 representing that you were very satisfied (meaning that you would hire the firm / individual again) and 1 representing that you were very unsatisfied (meaning that you would not hire the firm / individual again)

Rate each of the criteria to the best of your knowledge. If you do not have sufficient knowledge of past performance in a particular area then leave it blank.

COMPLETE THE SURVEY QUESTIONNAIRE BELOW

**THIS QUESTIONNAIRE SHOULD NOT BE COMPLETED BY THE BIDDER
THE BIDDER'S CLIENTS SHOULD COMPLETE THIS QUESTIONNAIRE AS REFERENCE FOR WORK DONE FOR THEM BY THE BIDDER
FORMS COMPLETED BY BIDDER WILL RESULT IN IMMEDIATE DISQUALIFICATION FROM THIS BID**

ITEM	DUE DILIGENCE EVALUATION	SCORE 1 - 10	RATING
1	ABILITY TO MANAGE THE PROJECT COST (MINIMIZE CHANGE ORDERS)	1 - 10	
2	ABILITY TO MAINTAIN / ADHERE TO BUSINESS TIMES (COMPLETE / DELIVER ON TIME OR EARLY)	1 – 10	
3	QUALITY OF SERVICES PROVIDED (IMPACT OF PRODUCT OR SERVICES)	1 – 10	
4	PROFESSIONALISM AND ABILITY TO MANAGE (INCLUDES RESPONSES PROMPTLY TO CUSTOMERS)	1 – 10	
5	COMMUNICATION, EXPLANATION OF RISK, AND DOCUMENTATION	1 – 10	
6	ABILITY TO FOLLOW THE USER'S RULES, REGULATIONS AND REQUIREMENTS	1 – 10	
7	OVERALL CUSTOMER SATISFACTION AND COMFORT LEVEL IN HIRING VENDOR / INDIVIDUAL AGAIN	1 - 10	

(NAME OF COMPANY BEING RATED)

(REPRESENTATIVE OF COMPANY BEING RATED)

(NAME OF PERSON COMPLETING THE SURVEY)

(COMPANY NAME OF PERSON COMPLETING THE SURVEY)

(CONTACT NUMBER OF PERSON COMPLETING THE SURVEY)

(E-MAIL ADDRESS OF PERSON COMPLETING THE SURVEY)



(CLIENT COMPANY STAMP)



the gpaa

Department:
Government Pensions Administration Agency
REPUBLIC OF SOUTH AFRICA